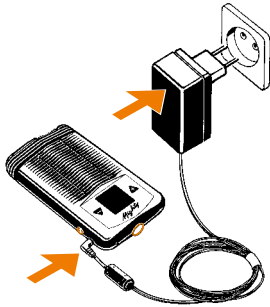
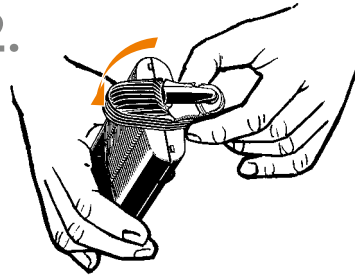


1.




Please charge the MIGHTY Vaporizer before use

2.



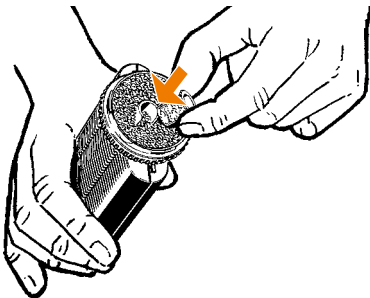
Removal of Cooling Unit
(with Mouthpiece)

3.



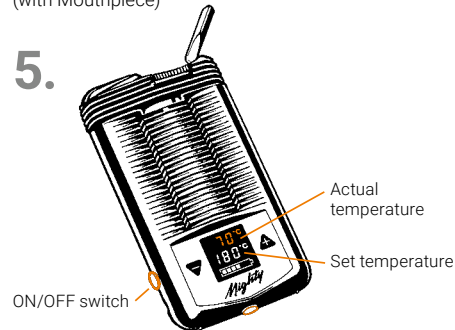
Filling Aid filled with ground herbs

4.



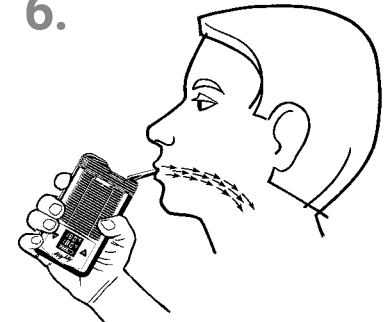
Fill Filling Chamber with Filling Aid

5.



Switch on MIGHTY Vaporizer
When actual temperature equals
set temperature the MIGHTY is ready to use


6.



Using the MIGHTY Vaporizer

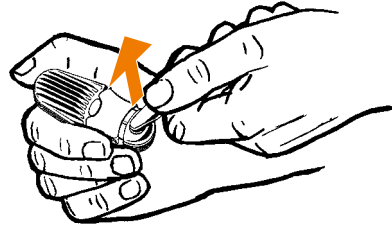
Refer to the Instructions for Use for important safety and user advice. Do not operate the device without first reading and understanding the Instructions for Use!

1.



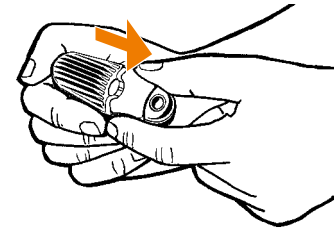
MIGHTY
Cooling Unit

2.



Pull the Mouthpiece from the Cooling Unit Cap

3.



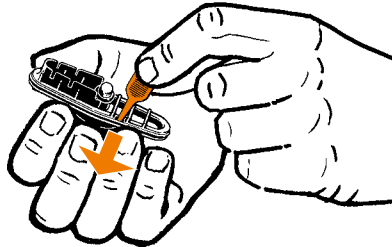
Opening the Cap Lock

4.



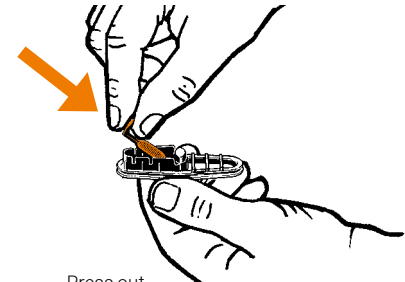
Pull the
Cooling Unit Cap
from the Cooling Unit Base

5.



Removal of the large Base Seal Ring

6.



Press out
the upper Screen

Refer to the Instructions for Use for important safety and user advice. Do not operate the device without first reading and understanding the Instructions for Use!